

# 2020 Census Profile Update

## DOUGLAS COUNTY, COLORADO



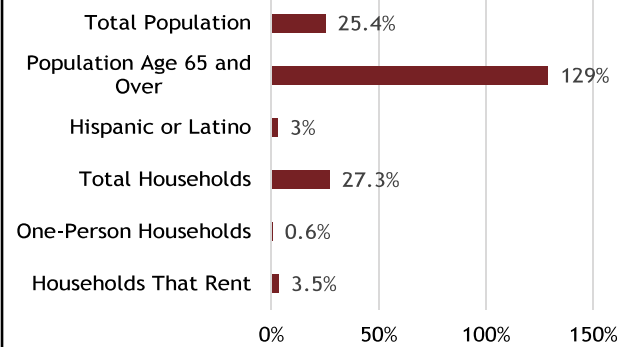
### Another Decade of Change

The 2020 Census is the 24th census in U.S. history and the first time that all households were invited to respond to the census online.

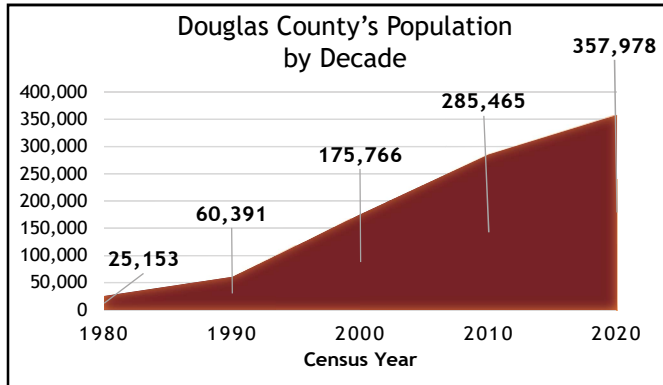
The U.S. Census Bureau made significant operational changes to respond to changing circumstances with COVID-19. The 2020 Census was a questionnaire with 9 questions asking for the number of people living in the household, the household make-up, type of housing tenure, and

The 2020 Census reported that the population of Douglas County is 357,978. This indicates a 25.4% increase in 10 years! In comparison to other Colorado counties, Douglas County is the third fastest growing county.

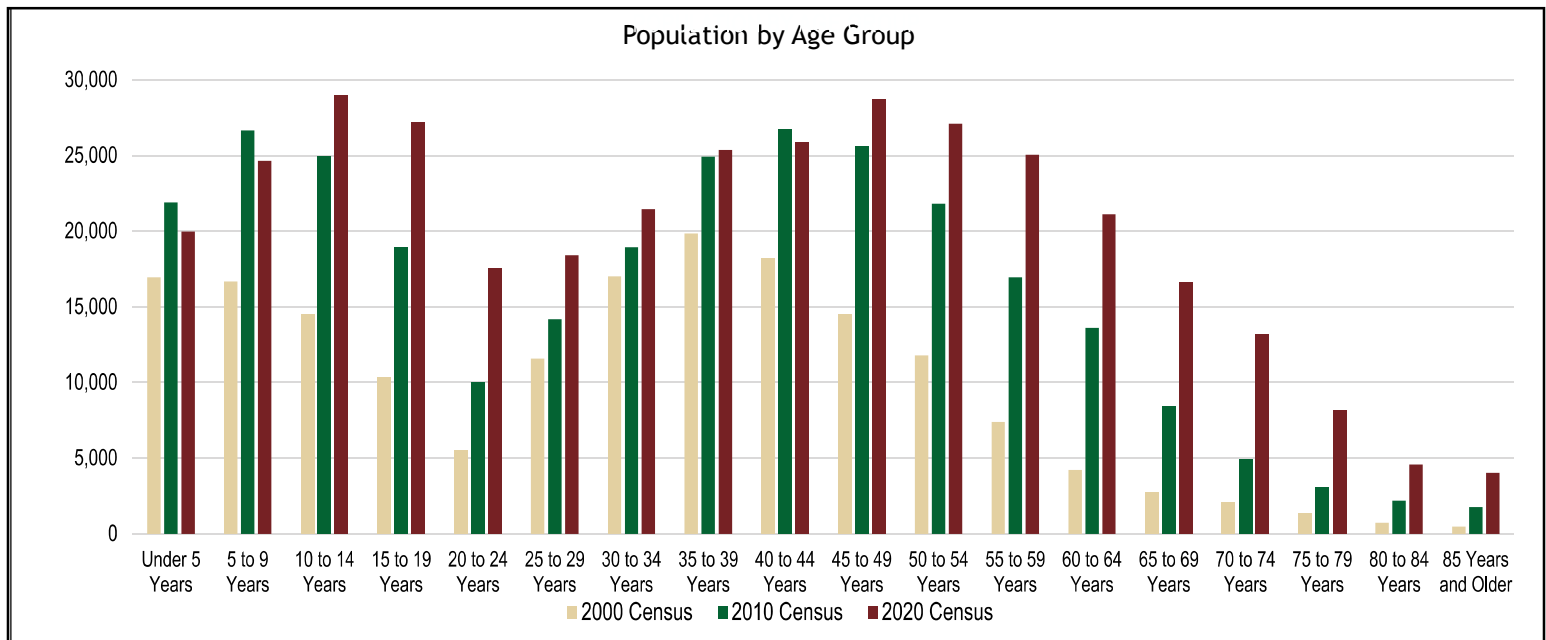
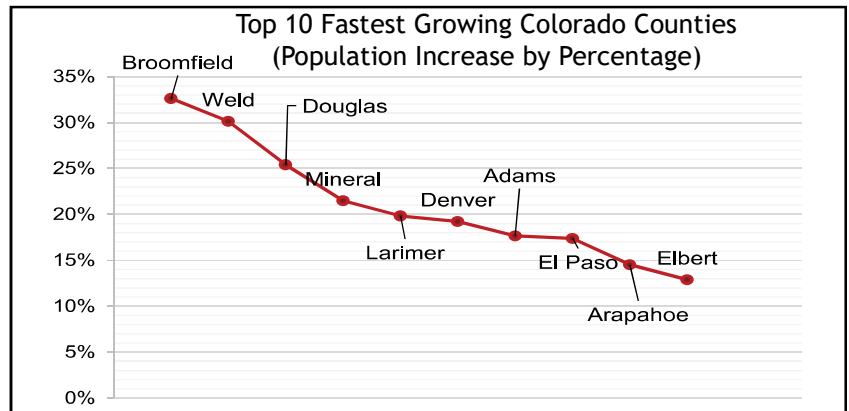

Summary of Changes (2010 to 2020)



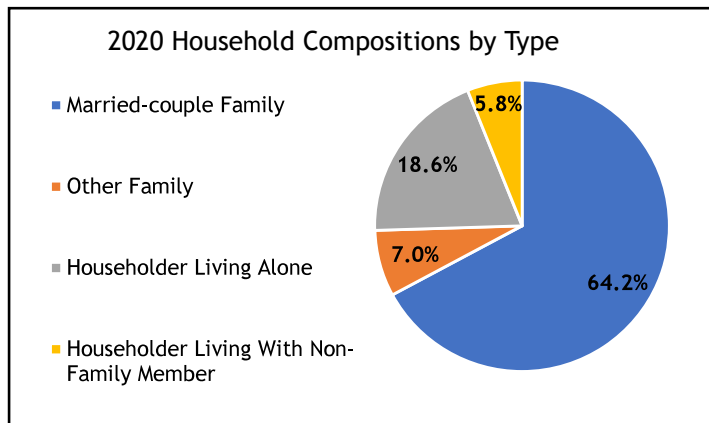
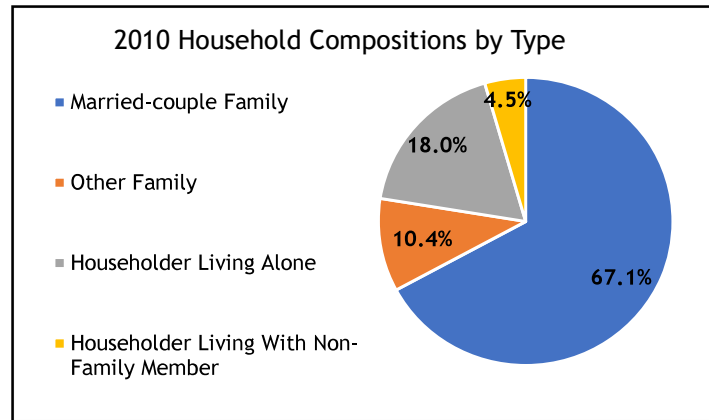

### Population and Age



	2000 Census	2010 Census	2020 Census	Percent Change (2010 to 2020)
<b>Population</b>	175,766	285,465	357,978	25.4%
<b>Population Under 18 Years Old</b>	55,477	87,012	91,972	5.7%
<b>Population Age 65 and Over</b>	7,322	20,343	46,579	129%
<b>Median Age in Years</b>	33.7	36.6	39.1	Change from 2000: 5.4 years



## Race and Ethnicity



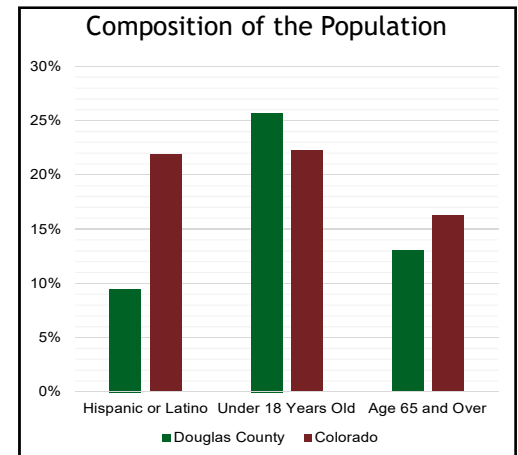
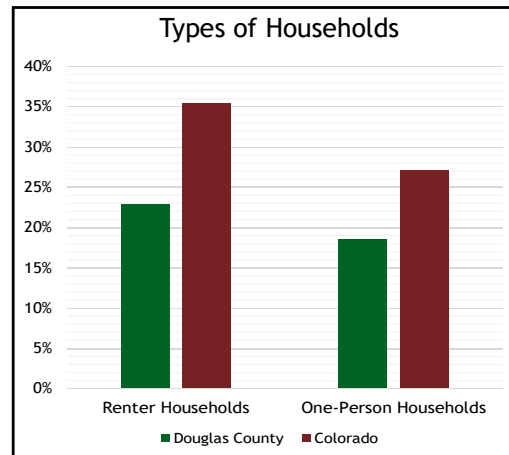
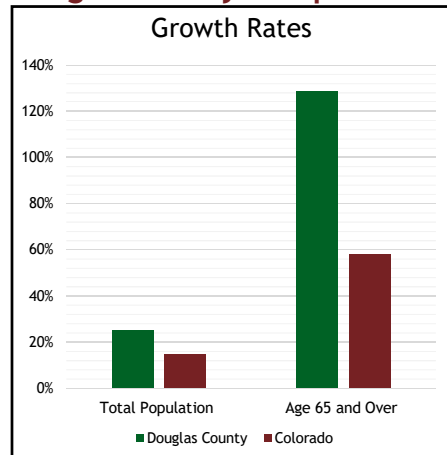
## Households

Households by Type	2010 Census	2020 Census	Percent Change
Total Households	102,018	129,862	27.3%
Married-Couple Family	68,449	83,357	21.8%
Married Couples with Own Children Under 18 Years Old	36,855	38,584	4.7%
Other Family	10,659	9,154	-14.1%
Single-Parents with Own Children Under 18 Years Old	7,113	6,831	-4.0%
Householder Living Alone	18,325	24,186	32.0%
Person 65 Years or Over Living Alone	3,758	8,652	130.2%
Householder Living with Non-Family Member	4,585	7,494	63.4%
Unmarried Partner Households with No Related Family Members	2,935	4,937	68.2%

Housing Units	2010 Census	2020 Census	Percent Change
Total Housing Units	106,859	135,643	26.9%
Occupied Housing	102,018	129,862	27.3%
Vacant Housing Units	4,841	5,781	19.4%
Vacancy Rate	4.5%	4.3%	-4.4%
Renter Occupied	19,788	29,774	50.5%
Owner Occupied	82,230	100,088	21.7%
Percent Renter Occupied	19.4%	22.9%	3.5% Increase
Percent Owner Occupied	80.6%	77.1%	3.5% Decrease



## Douglas County Compared to Colorado



Department of Community Development  
Community and Resource Services

100 Third St. | Castle Rock, CO 80104 | Ph: 303-660-7460 | douglas.co.us; search for demographics

Technology Accessibility Disclaimer: If you experience difficulty in accessing any part of this document, please contact us at adacoordinator@douglas.co.us; website: <https://www.douglas.co.us/accessibility-options/>; phone: 303-660-7401 or 303-663-7791 (TTY enabled); address: 100 Third Street, Castle Rock, CO 80104 for assistance.